

Mosman Art Society

Nine by Five Exhibition

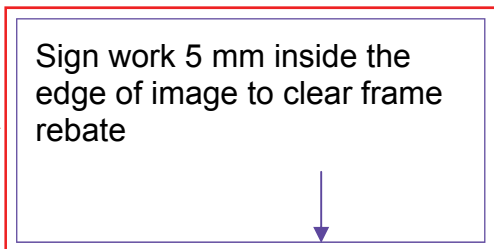
3rd –26th Sept 2010

How to prepare your working surfaces

1 IMAGE/PANEL SIZE For 9 X 5 works on 5mm Masonite panel

Cut **5** mm Masonite panels precisely to 23.7cm x 13.5 cm to fit gallery frames.
Sand the smooth side with fine sandpaper and apply Gesso acrylic primer

Size of 9 inch x 5 inch **panel**
= **23.7 cm x 13.5 cm x 5 mm thick**
Your Panel must fit the frame
Landscape format only.



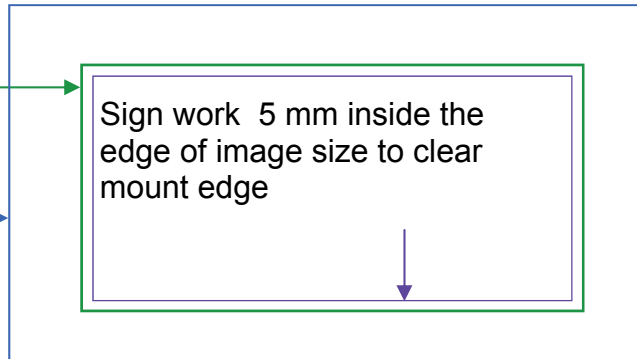
Sign work 5 mm inside the edge of image to clear frame rebate

2 IMAGE / PAPER SIZE for 9 x 5 works on paper

Size of image of **work on paper**
= **23.0cm x 13.0cm**

Maximum size of **sheet of paper**
No larger than 28cm x 18cm to fit frame
300gsm paper is preferred

Landscape format only



Sign work 5 mm inside the edge of image size to clear mount edge

3 PLATE / PAPER SIZE 9 x 5 etchings or prints LANDSCAPE Format

Inside edge of mount

Precise Etching Plate size
= **22.0 cm x 11.6 cm**

Maximum size of **sheet of paper**
No larger than 28cm x 18cm to fit frame

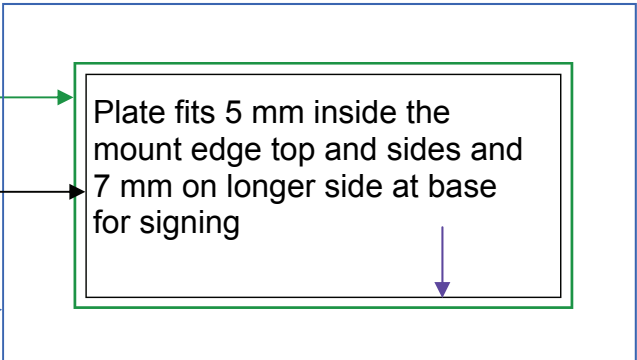


Plate fits 5 mm inside the mount edge top and sides and 7 mm on longer side at base for signing

Landscape format plate size is measured to permit signing below the longer side
